



THE WARDROBE SYSTEM THAT PROVIDES SOLUTIONS FOR ANY ROOM IN THE HOUSE.

COLOURFUL VARIETY

5PLUS
plan to the
nearest 5 cm



CHOOSE & COMBINE



Bedroom

Hall / Landing

WARDROBES

WARDROBES HIGHT 208 CM

-  W 30 x H 208 x D 57 cm
81300
-  W 40 x H 208 x D 57 cm
81301
-  W 45 x H 208 x D 57 cm
81302
-  W 50 x H 208 x D 57 cm
81303
-  W 100 x H 208 x D 57 cm
81304

CORNER WARDROBE

-  W 92.5 x H 208 x D 92.5 cm
81305

REDUCED HEIGHT WARDROBES

-  W 30 x H 176 x D 57 cm
81307
-  W 50 x H 144 x D 57 cm
81306
-  W 30 x H 32 x D 57 cm
81340
-  W 40 x H 32 x D 57 cm
81341
-  W 45 x H 32 x D 57 cm
81342
-  W 50 x H 32 x D 57 cm
81343
-  W 100 x H 32 x D 57 cm
81344
-  W 92.5 x H 32 x D 92.5 cm
81345

TOP UNITS

EXTRA SHELVES (SETS OF 2)

-  for 30 cm wide wardrobes
81308/001
-  for 40 cm wide wardrobes
81309/001
-  for 45 cm wide wardrobes
81310/001
-  for 50 cm wide wardrobes
81311/001
-  for 100 cm wide wardrobes
81312/001
-  for corner wardrobes
81313/001




Walk-in dressing room



Kids + Teens bedroom

ALL WARDROBES ARE ALSO AVAILABLE WITH SOFTCLOSING.

BEDS



- W 90 x 200 cm 81334
- W 100 x 200 cm 81314
- W 120 x 200 cm 81315
- W 140 x 200 cm 81316
- W 160 x 200 cm 81346
- W 180 x 200 cm 81317



- W 90 x 200 cm 81348
- W 100 x 200 cm 81349
- W 120 x 200 cm 81350
- W 140 x 200 cm 81351
- W 160 x 200 cm 81352
- W 180 x 200 cm 81353



for 90 cm wide bed 81347



for 140 cm wide bed 81326



for 150 cm wide bed 81336



for 180 cm wide bed 81328



W 50 x H 52 x D 39.5 cm 81323



W 50 x H 36 x D 39.5 cm 81318



W 53.5 x H 34.5 x D 39.5 cm 81320

CHESTS



W 100 x H 84 x D 39.5 cm 81321



W 100 x H 84 x D 39.5 cm 81322



W 50 x H 84 x D 39.5 cm 81327



W 120 x H 72-75 x D 65 cm 81337



W 50 x H 55 x D 39.5 cm 81338



Set of 3 interior drawers W 97 x H 61 x D 49.5 cm 1319/001



Coat hook 36386/001



Set of 2 halogen lights 36392/001



Swivelling LED bed lights 36390/001



Internal/external mirror W 92 x H 184 cm 81335/001

DESK + MOBILE CHEST

ACCESSORIES

HEADBOARDS

BEDSIDE CABINETS



QUALITÄTS MOBEL AUS DEUTSCHLAND
 nach dem Standard DIN EN ISO 9001

COLOURS & COMBINATIONS

ALPINE WHITE
FINISH: 981

MACCHIATO
FINISH: 942

SAND GREY
FINISH: 555

LAVA
FINISH: 586

VOLCANIC GREY
FINISH: 630

BLACK
FINISH: 984

BLACKBERRY
FINISH: 588

PURPLE
FINISH: 589

RUBY RED
FINISH: 597

OLIVE
FINISH: 600

ALPINE WHITE
FINISH: 943

MACCHIATO
FINISH: 601

HIGH GLOSS FRONTS

MATT FRONTS

THIS IS WHAT COLOURFUL VARIETY LOOKS LIKE - FROM 23 FRONT FINISHES, HUNDREDS OF POSSIBILITIES BECOME AVAILABLE

THE COMBINATION POSSIBILITIES ARE PRACTICALLY UNCOUNTABLE

SAND GREY
FINISH: 602

LAVA
FINISH: 603

VOLCANIC GREY
FINISH: 604

BLACK
FINISH: 605

BLACKBERRY
FINISH: 606

PURPLE
FINISH: 608

RUBY RED
FINISH: 607


OLIVE
FINISH: 609

COIMBRA ASH
FINISH: 611

ESCADADA ASH
FINISH: 612

WALNUT
FINISH: 610

WOOD EFFECT FINISHES



MIX & MATCH



240 CM

208 CM

176 CM

144 CM

84 CM

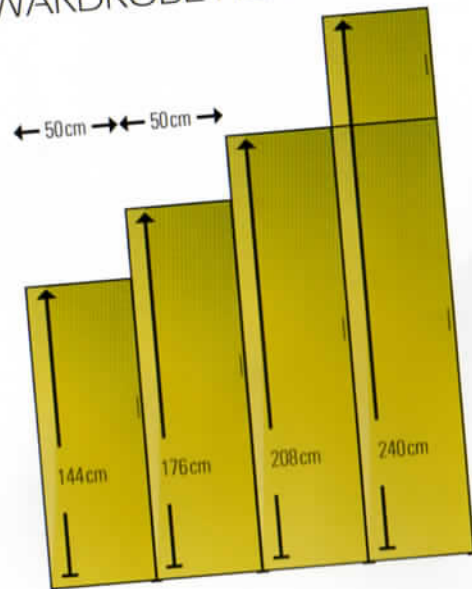
5 WIDTHS - planning in 5cm steps
3 HEIGHTS - 2 of which in 50cm width only,
for planning every situation
ADD-ON UNITS - for all wardrobes
= Plannable every 5 cm

490 CM WALL

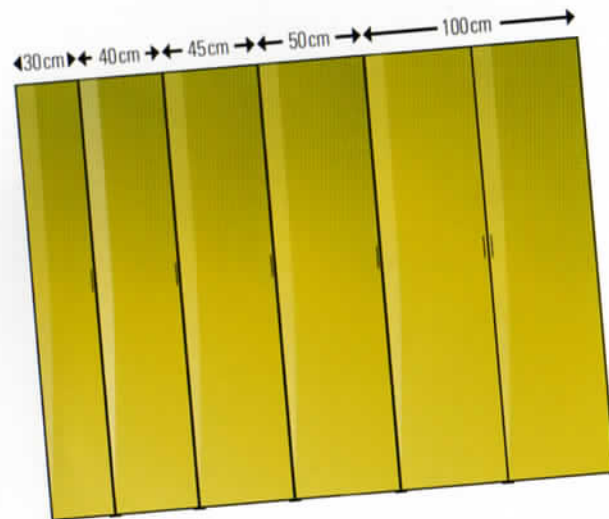


= 490 CM WALL

WARDROBE HEIGHTS



WARDROBE WIDTHS



TOTAL WIDTH = WARDROBE WIDTH + WARDROBE WIDTH

70 -	40	30
75 -	45	30
80 -	40	40
85 -	45	40
90 -	45	45
95 -	50	45
100 -	100	
105 -	45	30
110 -	40	40
115 -	45	40
120 -	40	45
125 -	40	40
130 -	50	45
135 -	100	40
140 -	100	45
145 -	100	50
150 -	40	40
155 -	100	30
160 -	40	40
165 -	100	45
170 -	100	40
175 -	100	40
180 -	100	45
185 -	100	30
190 -	100	45
195 -	100	100
200 -	100	45
205 -	100	30
210 -	100	40
215 -	100	45
220 -	100	30
225 -	100	45
230 -	100	40
235 -	100	100
240 -	100	100
245 -	100	100
250 -	100	50

HOW MUCH WARDROBE DO YOU NEED?

